

Screwdriving technology

Automation

Air motors

Air tools

Air Hammers

- Chipping Hammers
- Riveting Hammers
- Pick and Spade Hammers
- Impact Hammers
- Scaler


Advantages:

- for industrial applications
- highly durable
- simple operation
- robust

Our large program of hammers include the small-sized hammers needed for an artist while creating stone statues up and including jack hammers that are used during road constructing and in mining.

The DEPRAG Industrial hammers excel through their longevity, high power output and user friendliness.

We offer all kinds of air tools for quarries, construction and foundries.



Robust vibration hammers for industrial applications

Our large program of hammers include the small-sized hammers needed for an artist while creating stone statues up and including jack hammers that are used during road constructing and in mining. The DEPRAG Industrial hammers excel through their longevity, high power output and user friendliness. We offer all kinds of air tools for quarries, construction and foundries.

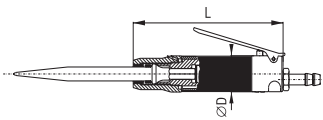
Select the most suitable hammer in accordance with the necessary application:

- Chisel and demolition work, jointing, plastering
- Cleaning of casted parts, removal of cast-on sections
- Removal of rust on large areas
- Crushing of semi-solid and loose materials, such as concrete, pavement, stonework, etc.
- Rivet busting and rivet-removal in the steel-construction, in boilers, containers and ships
- Stamping of formed and bulk materials, such as used in the mold and cast industry
- Simple demolition, caulking, trimming, breaking, removal of plaster and different kinds of floor coverings, for the removal of casting flash

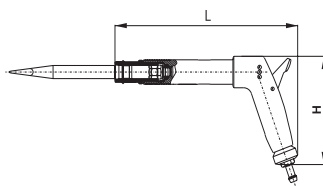


Chipping Hammers

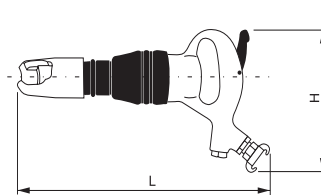
Model HC 010



Model HC 012

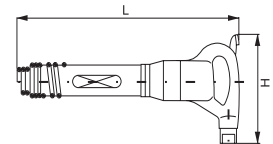


Model HC 040/050/057



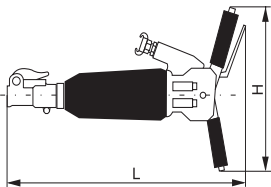
Riveting Hammer

Model HCD



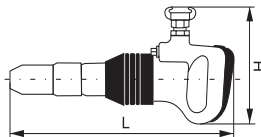
Spade (Breaking) Hammers

Model HB 150/200/250/300



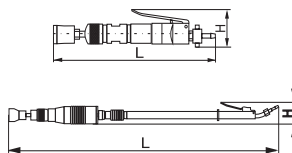
Pick Hammers

Model HP 090/100/120/130



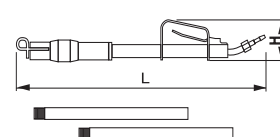
Impact Hammers

Model HR 025/085/105



Scaler

Model HS 043



TYPE KEY

H C 050 - R20 B

- B = Basic design, D = Fist grip, V = Low vibrations, P = Pistolgrip
- Type of shank for tools:
 - H = Hex-shank
 - HR = Round hex. shank
 - R = Round-shaft - Diameter 20 mm
- Weight 050 = 50 / 10 = 5 kg
- Hammers:
 - C = Chipping/Riveting hammer, CD = Riveting hammer,
 - P = Pick hammer, B = Spade (breaking) hammer, R = Impact hammer,
 - S = Scraper
 - H = Hammer

SPECIFICATIONS - Riveting and Chipping Hammers - with retainer spring





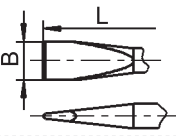
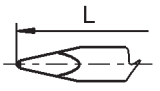
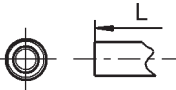

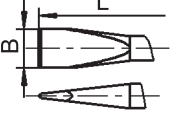
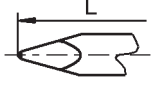
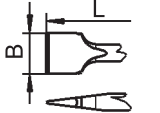
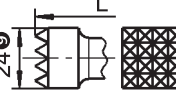
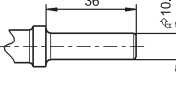
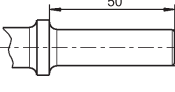
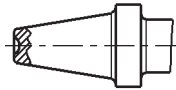
Hammer-Design:		Riveting and Chipping Hammers with Retainer Spring			
Pistolgrip design	Model	HC 007-R10P	HC 008-R10P	-	-
	Part No.	2104091A	2103682A	-	-
	Model	HC 007-HR12P	HC 008-HR12P	-	-
	Part No.	2104091B	2103682B	-	-
Fist grip design	Model	-	-	-	HC 023-R14D
	Part No.	-	-	-	2103461A
	Model	-	-	HC 010-HR14D	HC 023-HR14D
	Part No.	-	-	2103441B	2103461B
Type of shank for tools					
round shank		R 10,3x36	R 10,3x36	-	R 14,3x50
round hex. shank		RS 11,7/10x36	RS 11,7/10x36	RS 14,3/12,5x50	RS 14,3/12,5x50
Rivet-Ø - Aluminium	mm (in)	-	3 (.12)	5 (.20)	6 (.24)
Rivet-Ø - Steel	mm (in)	-	2 (.08)	3 (.12)	5 (.20)
Impacts	min ⁻¹ (rpm)	4 000	3 500	3 000	2 000
Air consumption	m ³ /min (cfm)	0,15 (5.30)	0,25 (8.83)	0,30 (10.59)	0,35 (12.36)
Piston-Ø	mm (in)	12 (.47)	15 (.59)	20 (.79)	20 (.79)
Piston-length	mm (in)	26 (1.02)	28 (1.10)	33 (1.30)	55 (2.17)
Piston-stroke	mm (in)	18 (.71)	37 (1.46)	53 (2.09)	98 (3.86)
Length	mm (in)	140 (5.51)	155 (6.10)	202 (7.95)	269 (10.59)
Weight	kg (lbs)	0,7 (1.54)	0,8 (1.76)	1,9 (4.19)	2,30 (5.07)
I.D. of air inlet hose	mm (in)	6 (.24)	6 (.24)	10 (.39)	10 (.39)
Air connection		thread1/4"male	thread1/4"male	thread1/4"female	thread1/4"female

Specifications at 90 psi (6,3 bar)

Standard Equipment:	Part Number			
Hose nozzle	410532	410532	410541	410541
Screw cap	410533	410533	-	-
Retainer spring	400719	400719	400715	400715
Retainer ring	-	-	210157	210157

Optional Accessories → page 4



Optional Accessories:				Shaft dimension							
Chisels with collar for metal fabrication	Width B mm	Length L mm	Part No.	R 10,3x36	RS 11,7/10x36	R 14,3x50	RS 14,3/12,5x50				
											
	14	156	Part No. 360401	360401	360402	-	-				
	25	210	Part No. -	-	-	360405	360406				
	-	156	Part No. 360407	360407	360408	-	-				
	-	210	Part No. -	-	-	360411	360412				
	-	156	Part No. 360433	360433	360434	-	-				
	-	210	Part No. -	-	-	360437	360438				
	-	-	Part No. -	-	-	210145	210145				
Chisels with collar for stone fabrication	B mm	L total mm	Part No.	R 10,3x36	RS 11,7/10x36	R 14,3x50	RS 14,3/12,5x50				
	25	210	Part No. -	-	-	-	370205				
	-	210	Part No. -	-	-	-	370206				
	40	540	Part No. -	-	-	-	3700651				
	-	200	Part No. -	-	-	-	370162				
	16 teeth, 6-mm apart										
Punch with collar	Shaft dimension			R 10,3x36		R 14,3x50					
											
DIN 660/674/662				Oval rivet	Counter-sunk rivet	Flat rivet	Raised rivet	Oval rivet	Counter-sunk rivet	Flat rivet	Raised rivet
				DIN 660	DIN 661	DIN 674	DIN 662	DIN 660	DIN 661	DIN 674	DIN 662
DIN 661	Rivet-Ø	2 mm	Part No. 350212	350212	350260	350621	350634	350251	350257	350617	350625
		2,6	Part No. 350213	350213	350260	350622	350635	350252	350257	350618	350626
		3	Part No. 350214	350214	350261	350624	350636	350253	350258	350279	350627
		(3,5)	Part No. -	-	-	-	-	350382	350258	350619	350628
		4	Part No. -	-	-	-	-	350254	350258	350280	350629
		5	Part No. -	-	-	-	-	350255	350259	350281	350630
		6	Part No. -	-	-	-	-	350256	350259	350282	350631
		(7)	Part No. -	-	-	-	-	350383	350259	350336	350632
		(8)	Part No. -	-	-	-	-	350616	350182	350620	350633
Punch with collar, semi-finished		Semi-finished	Part No. 350226	350226	350226	350226	350226	350175	350175	350175	350175

SPECIFICATION - Chipping Hammers

Chipping Hammers - for light breaking through walls, for demolition, mortising, removal of plaster, as well as for cleaning of castings and for the detaching of cast-sections. The smaller Hammers are primarily used in the die casting-, container construction-, ship building-, bridge-, aviation- and construction industry, as well as in foundries and welding shops

Hammer-Design:		Chipping Hammers				
Safety lever (hex. shank)	Model	HC 010-H10B	-	-	-	-
	Part No.	6060006A				
Pistol grip design (hex. shank)	Model	-	HC 012-H14B	-	-	-
	Part No.		831332 A			
With retainer spring (hex. shank)	Model	-	-	HC 040-H19B	HC 050-H19B	HC 057-H19B
	Part No.			6060008A	6060009A	6060010A
Type of shank for tools - hex. shank	mm (in)	H 10x25	H 14x25	H 19x50	H 19x50	H 19x50
Impacts	min ⁻¹ (rpm)	9 000	4 500	2 700	2 500	2 100
Air consumption	m ³ /min (cfm)	0,20 (7.06)	0,20 (7.06)	0,20 (7.06)	0,60 (21.19)	0,60 (21.19)
Piston-Ø	mm (in)	16 (.63)	13 (.51)	28 (1.10)	28 (1.10)	28 (1.10)
Piston-length	mm (in)	35 (1.38)	46 (1.81)	-	-	-
Piston-stroke	mm (in)	52 (2.05)	95 (3.74)	38 (1.50)	59 (2.32)	78 (3.07)
Dimensions - ØDxL, LxH	mm (in)	Ø33,5x151 (Ø1.32x5.94)	225x125 (Ø8.86x4.92))	353x191 (13.90x7.52)	355x206 (13.98x8.11)	453x206 (17.83x8.11)
Weight	kg (lbs)	1,0 (2.20)	1,2 (2.65)	4,0 (8.8)	5,0 (11.02)	5,7 (12.57)
I.D. of air inlet hose	mm (in)	6 (.24)	8 (.31)	13 (.51)	13 (.51)	13 (.51)
Air connection		thread1/4"female	thread1/4"female	thread1/2"male	thread1/2"male	thread1/2"male

Specifications at 90 psi (6,3 bar)

Standard Equipment:	Part Number				
Ring 12x2 mm	6070151	-	-	-	-
Ring 22x18 mm	-	6070134	-	-	-
Needle 2,5x11,8 mm	-	6071776	-	-	-
Flat chisel 20x180 mm	6074190	-	-	-	-
Flat chisel 300x200 mm	-	6074191	-	-	-

Optional Accessories:	Part Number				
Needle scalers HN-H19B*	-	-	6060024Z	-	-
Sleeve	-	6011551	-	-	-
Chisels with collar for metal fabrication	Type of shank for tools				
	(mm)	H 10x25	H 14x25	H 19x50	H 19x50
Pointed chisel length	200	6074179	-	-	-
Flat chisel width x length	12x250	6074183	-	-	-
Bent wide chisel width x length	50x200	6074185	-	-	-
Chisels with collar for stone fabrication	Type of shank for tools				
	(mm)	H 10x25	H 14x25	H 19x50	H 19x50
Pointed chisel length	100	6074189	-	-	-
Pointed chisel length	200	6074178	6074520	-	-
Pointed chisel length	300	-	-	6074503	6074503
Pointed chisel length	350	6074503	-	-	-
Flat chisel width x length	20x250	6074182	-	-	-
Flat chisel width x length	25x500	-	-	6076385	6076385
Flat chisel width x length	40-50x300	-	-	6074505	6074505
Flat chisel width x length	60-75x300	-	-	6074508	6074508
Wide chisel, straight width x length	50x180	6074184	-	-	-
Bent wide chisel width x length	50x180	6074186	-	-	-
Groove chisel width x length	23x210	6074188	-	-	-
Round chisel width x length	15x200	-	6074192	-	-
Profiled chisel width x length	25x200	-	6074193	-	-
Profiled chisel width x length	30x200	-	6074521	-	-
Profiled chisel, angular width x length	28x195	-	6074194	-	-
Narrow chisel width x length	10x180	-	6074195	-	-
Sheet metal cutting	Type of shank for tools				
	(mm)	H 10x25	H 14x25	H 19x50	H 19x50
Sheet metal cutting width x length	18x135	6074187	-	-	-

Our chipping hammer of type HC 040-H19B is equipped with a needle scalling-down hammer, that is designed as an adapter within the framework of optional accessories - primarily for removal of rust from larger flat surfaces and of the undesirable deposits on stone buildings, sculptures, bridges, etc.

SPECIFICATION - Chipping Hammers

Chipping Hammers - for light breaking through walls, for demolition, mortising, removal of plaster, as well as for cleaning of castings and for the detaching of cast-sections. The smaller Hammers are primarily used in the die casting-, container construction-, ship building-, bridge-, aviation- and construction industry, as well as in foundries and welding shops

Hammer-Design:		Chipping Hammers			
With retainer spring (round shank)	Model Part No.	-	-	-	HC 080-R20V 8119811C
With retainer spring (round hex. shank)	Model Part No.	-	-	-	HC 080-HR20V 8119811E
With cap (round shank)	Model Part No.	HC 040-R20B 6060008C	HC 050-R20B 6060009C	HC 057-R20B 6060010C	-
With cap (round hex. shank)	Model Part No.	HC 040-HR20B 6060008B	HC 050-HR20B 6060009B	HC 057-HR20B 6060010B	-
Type of shank for tools					
round shank	mm (in)	R 20x60	R 20x60	R 20x60	R 20x60
round hex. shank	mm (in)	HR 20/17x60	HR 20/17x60	HR 20/17x60	HR 20/17x60
Impacts	min ⁻¹ (rpm)	2 700	2 500	2 100	1 400
Air consumption	m ³ /min (cfm)	0,2 (7.06)	0,6 (21.19)	0,6 (21.19)	0,55 (19.42)
Piston-Ø	mm (in)	28,5 (1.12)	28 (1.10)	28 (1.10)	30 (1.18)
Piston-length	mm (in)	-	-	-	80 (3.15)
Piston-stroke	mm (in)	39 (1.54)	58 (2.28)	77 (3.03)	134 (5.28)
Lenght x height LxH	mm (in)	353x191(13.90x7.52)	355x206(13.98x8.11)	453x206(17.83x8.11)	490x210(19.29x8.27)
Weight	kg (lbs)	4 (8.82)	5 (11.02)	5,7 (12.57)	7,8 (17.20)
I.D. of air inlet hose	mm (in)	13 (.51)	13 (.51)	13 (.51)	13 (.51)
Air connection		thread1/2"male	thread1/2"male	thread1/2"male	thread3/4"male

Specifications at 90 psi (6,3 bar)

Standard Equipment:	Part Number			
Quick connect coupler	6072325	6072325	6072325	804342
Retainer ring and retainer spring	-	-	-	250099/809530

Optional Accessories:		Part Number	
Chisels with collar for metal fabrication		Type of shank for tools	
	(mm)	R 20x60	HR 20/17x60
Pointed chisel	width x length	28x300	806373
		28x400	806374
		28x500	806373/0
		50x250	-
		90x280	-
Pointed chisel	length	300	806376
		400	806377
		500	806378
		300	806372
Chisels with collar for stone fabrication		Type of shank for tools	
	(mm)	R 20x60	HR 20/17x60
Flat chisel	width x length	28x300	-
		28x500	-
Pointed chisel	length	300	-
		500	-
Charring chisel		50x310	-
Tooth chisel, 16 teeth, 7-mm apart		30x210	-

SPECIFICATIONS - Pick Hammers

Pick Hammers - with drill-, or flat chisels to demolish stonework and concrete, for the use in road-construction and tunneling, as well as in mining

Hammer-Design:		Chipping Hammers						
First Grip	Model Part No.	-	HP 101-R25D 2501841B	-	-	-	-	-
Basic Design/ Retainer Spring	Model Part No.	HP 090-R25B 6060011A	HP 101-R25B 2501841A	HP 100-R25V 6060014A	HP 120-R25V 6060015A	HP 130-R25B 6060016A	HP 090-H22B 6060012A	HP 100-H22B 6060013A
Chisel attachment		Cover	Cover	Cover	Cover	Cover	Lever	Lever
Type of shank for tools								
round shank		R 25x75	R 25x75	R 25x75	R 25x75	R 25x75	-	-
hex. shank		-	-	-	-	-	H 22x82	H 22x82
Impacts	min ⁻¹ (rpm)	1 600	1 200	2 040	1 260	1 260	1 600	1 590
Air consumption	m ³ /min (cfm)	0,9 (31.78)	0,75 (26.48)	0,9 (31.78)	1,0 (35.31)	0,9 (31.78)	0,9 (31.78)	0,9 (31.78)
Piston-Ø	mm (in)	34 (1.34)	30 (1.18)	16 (.63)	35 (1.38)	35 (1.38)	35 (1.38)	34 (1.34)
Piston stroke	mm (in)	113 (4.45)	159 (6.26)	10,0 (.39)	170 (6.70)	170 (6.70)	118 (4.65)	114 (4.49)
Length x height LxH	mm (in)	470x210 (18.5x8.27)	515x210 (20.28x8.27)	490x210 (19.30x8.27)	650x210 (25.60x8.27)	612x236 (24.09x9.29)	470x210 (18.50x8.27)	470x210 (18.50x8.27)
Weight	kg (in)	9 (19.84)	10,3 (22.70)	10,0 (22.05)	12 (26.46)	13 (28.66)	10 (22.05)	13 (28.66)
I.D. of air inlet hose	mm (in)	16 (.63)	16 (.63)	16 (.63)	16 (.63)	16 (.63)	16 (.63)	16 (.63)
Air connection		thread3/4"male	thread3/4"male	thread3/4"male	thread3/4"male	thread3/4"male	thread3/4"male	thread3/4"male

Specifications at 90 psi (6,3 bar)

Standard Equipment:	Part Number						
Quick connect coupler	6072326	804342	6072326	6072326	6072326	6072326	6072326

Optional Accessories:		Part Number						
		Type of shank for tools						
	(mm)	R 25x75	R 25x75	R 25x75	R 25x75	R 25x75	H 22x82	H 22x82
Pointed chisel	350	805435	805435	805435	805435	805435	806400	806400
Pointed chisel	450	805436	805436	805436	805436	805436	806401	806401
Pointed chisel	600	-	-	-	-	-	806402	806402
Pointed chisel	675	805437	805437	805437	805437	805437	-	-
Flat chisel	25x350	370195	370195	370195	370195	370195	806405	806405
Flat chisel	25x450	370196	370196	370196	370196	370196	806406	806406
Flat chisel	25x600	-	-	-	-	-	806407	806407
Flat chisel	25x675	370197	370197	370197	370197	370197	-	-
Flat chisel	75x400	-	-	-	-	-	-	-
Flat chisel	120x400	-	-	-	-	-	806411	806411

SPECIFICATIONS - SPADE (BREAKING) HAMMERS, RIVETING HAMMER

Spade (Jack) Hammers - with drill-, or flat chisels to demolish stonework and concrete, for the use in road-construction and tunneling, as well as in mining. When using the Hammers with a spade, they are best suited for heavy excavations, rubble-removal, asphalt demolishing or to dig ditches.

Riveting Hammer - for rivet busting and rivet-removal in the steel-construction, in boilers, containers and ships, especially well-suited for extreme riveting operations

Hammer-Design:		Spade (Jack) Hammers				Riveting Hammer
Fist Grip	Model Part No.	-	-	-	-	HCD 140-R31V 8119841A
T-handle	Model Part No.	HB 150-H22V 6060017A	HB 200-H25V 6061028A	HB 250-H25V 6061029A	HB 300-H32V 6060019A	-
Chisel attachment		Lever	Lever	Lever	Lever	Retainer spring
Type of shank for tools						
round shank		-	-	-	-	R 31x70
hex. shank		H 22x82	H 25x108	H 25x108	H 32x160	-
Impacts	min ⁻¹ (rpm)	1 080	1 200	1 440	1 320	750
Max. rivet-Ø	mm (in)	-	-	-	-	25 (.98)
Air consumption	m ³ /min (cfm)	0,9 (31.78)	1,4 (49.44)	1,4 (49.44)	1,8 (63.56)	0,95 (33.54)
Piston-Ø	mm (in)	36 (1.417)	40 (1.574)	42 (1.654)	45 (1.771)	30 (1.181)
Piston stroke	mm (in)	168 (6.614)	136 (5.354)	136 (5.354)	162 (6.38)	300 (118.11)
Length x height LxH	mm (in)	635x455 (250.0x179.13)	660x455 (259.84x179.13)	640x455 (259.84x179.13)	730x455 (28.74x179.13)	670x210 (263.78x82.68)
Weight	kg (lbs)	15 (33.07)	20 (44.09)	25 (55.12)	25 (55.12)	13,8 (30.42)
I.D. of air inlet hose	mm (in)	16 (6.30)	16 (6.30)	16 (6.30)	16 (6.30)	16 (6.30)
Air connection		thread3/4"male	thread3/4"male	thread3/4"male	thread3/4"male	thread3/4"male

Specifications at 90 psi (6,3 bar)

Standard Equipment:	Part Number				
Quick connect coupler	6072326	6072326	6072326	6072326	804342
Spring	-	-	-	-	809503

Optional Accessories:	(mm)	Part Number				
Pointed chisel	length 400	-	808385	808385	-	-
Pointed chisel	length 450	6074509	-	-	-	-
Pointed chisel	length 500	-	6074500	6074500	-	-
Pointed chisel	length 560	-	-	-	6074514	-
Flat chisel	width x length 112x400	-	6074502	6074502	-	-
Flat chisel	width x length 115x420	-	-	-	6074518	-
Flat chisel	width x length 125x480	6074511	-	-	-	-
Flat chisel	width x length 32x560	-	-	-	6074515	-
Flat chisel	width x length 25x500	-	6074501	6074501	-	-
Flat chisel	width x length 70x550	-	-	-	6074517	-
Flat chisel	width x length 75x450	6074507	-	-	-	-
Flat chisel	width x length 75x500	-	6074516	6074516	-	-
Splitting chisel	length 280	-	-	-	-	360341
Chisel	length 280	-	-	-	-	360342
Chisel	length 280	-	-	-	-	360340
Punch	Ø x length 12x158	-	-	-	-	360343
Punch	Ø x length 14x158	-	-	-	-	360348
Punch	Ø x length 15x165	-	-	-	-	360344
Punch	Ø x length 18x172	-	-	-	-	360345
Punch	Ø x length 20x178	-	-	-	-	360346
Punch	Ø x length 23x185	-	-	-	-	360347

SPECIFICATIONS - Impact Hammers/Air Rammer

Impact Hammers - for the forming of loose materials, especially in foundries & wherever bulk materials need to be compacted


Hammer-Design:		Impact Hammers				
Safety Lever, with MORSE Taper	Model Part No.	HR 025-R40B	HR 085-R60V	HR 105-R60V	HR 042-MK2B	HR 093-MK2B
		6060020A	6060021A	6060022A	2701441A	2701571A
Impacts	min ⁻¹ (rpm)	1 200	870	780	850	650
Air consumption	m ³ /min (cfm)	0,20 (7.06)	0,50 (17.66)	0,60 (21.19)	0,28 (9.89)	0,8 (28.25)
Piston-Ø	mm (in)	20 (.79)	32 (1.26)	36 (1.42)	28 (1.10)	32 (1.26)
Piston stroke	mm (in)	80 (3.15)	220 (8.67)	140 (5.51)	120 (4.72)	160 (6.30)
Length/Ø x height L/ØxH	mm (in)	320x65 (12.60x2.56)	1480(1360)x80 (58.27(53.54)x3.15)	1450(1330)x80 (57.08(52.36)x3.15)	Ø63x490 (Ø2.48x19.29)	Ø70x1200 (Ø2.76x47.24)
Dimensions of butts	mm (in)	Ø 40 (1.58)	Ø 60 (2.36)	Ø 60	Butts - see below	
MORSE taper		-	2	2	2	2
Weight	kg (lbs)	2,5 (5.51)	8,5 (18.74)	10,5 (23.15)	4,2 (9.26)	9,3 (20.50)
I.D. of air inlet hose	mm (in)	10 (.39)	13 (.51)	13 (.51)	13 (.51)	13 (.51)
Air connection		thread1/2"male	thread1/2"male	thread1/2"male	thread1/2"female	thread1/2"female


Specifications at 90 psi (6,3 bar)


Standard Equipment:	Part Number				
Hose nozzle	6072462	6072463	6072463	-	-
Screw cap	6072393	6072378	6072378	-	-
Claw coupler	-	-	-	804351	804351


Optional Accessories:	Part Number				
Butt	6072263	6072531	6072531	Butts - see below	
Outside tube, 360 mm	-	6072550	6072550	-	-
Outside tube, 700 mm	-	6072548	6072548	-	-


Butts for Hammer of type:	Cast Iron MK 2		Rubber MK 2		Cast Iron MK 2		Rubber MK 2	
	HR 042-MK2B				HR 093-MK2B			

round							
	Ø 40 mm	Part No.	-	804837	-	804837	-
	Ø 60 mm	Part No.	804827	804838	804827	804838	-
	Ø 75 mm	Part No.	-	-	-	804839	-
	Ø 80 mm	Part No.	-	-	804828	-	-

quadratic							
	60 x 60 mm	Part No.	804847	-	804847	-	-
	80 x 80 mm	Part No.	-	804856	804848	804856	-
	100 x 100 mm	Part No.	-	-	804849	804857	-

square							
	60 x 20 mm	Part No.	804862	-	804862	-	-
	75 x 45 mm	Part No.	-	804871	-	804871	-
	75 x 50 mm	Part No.	-	-	804865	-	-

wedge							
	50 x 25 mm	Part No.	-	804884	-	804884	-
	50 x 50 mm	Part No.	-	804885	-	804885	-
	75 x 25 mm	Part No.	-	804886	-	804886	-
	70 x 50 mm	Part No.	-	804887	-	804887	-

chisel to butt-releasing							
	Part No.	-	804887	-	804887	-	-

SPECIFICATIONS - Scaler

Scaler - used in construction areas, for light concrete breaking, de-caulking, cut-out operations, removal of plaster & all kinds of floor coverings; also used for other applications, such as when debarking trees or when removing metal burrs and street asphalt

Hammer-Design:		Scaler	
Safety Lever	Model	HS 043-H19B	
	Part No.	6060023A	
Type of shank for tools - hex. shank		H 19x50	
Impacts	min ⁻¹ (rpm)	2 700	
Air consumption	m ³ /min (cfm)	0,15	(5.30)
Piston-Ø	mm (in)	28	(1.10)
Piston stroke	mm (in)	96,2	(3.79)
Length x height LxH	mm (in)	775 (1625)x113	(30.51 (63.98)x4.45)
Weight	kg (lbs)	8,5	(18.74)
I.D. of air inlet hose	mm (in)	13	(.51)
Air connection		thread 1/2" male	

Specifications at 90 psi (6,3 bar)

Standard Equipment:	Part Number
Hose nozzle	6072464
Screw cap	6072379

Optional Accessories:	(mm)	Part Number
Pointed chisel	length 300	6074503
Flat chisel	width x length 25x300	6074504
Flat chisel	width x length 25x500	6076385
Flat chisel	width x length 60-75x300	6074508

DEPRAG

DEPRAG CZ a.s., Lázně Bělohrad

DEPRAG CZ a.s., T. G. Masaryka 113, 507 81 Lázně Bělohrad - Czech Republic
Tel.: +420-493 771 511, Fax: +420-493 771 623, E-mail: sales@deprag.cz, Internet: www.deprag.cz

